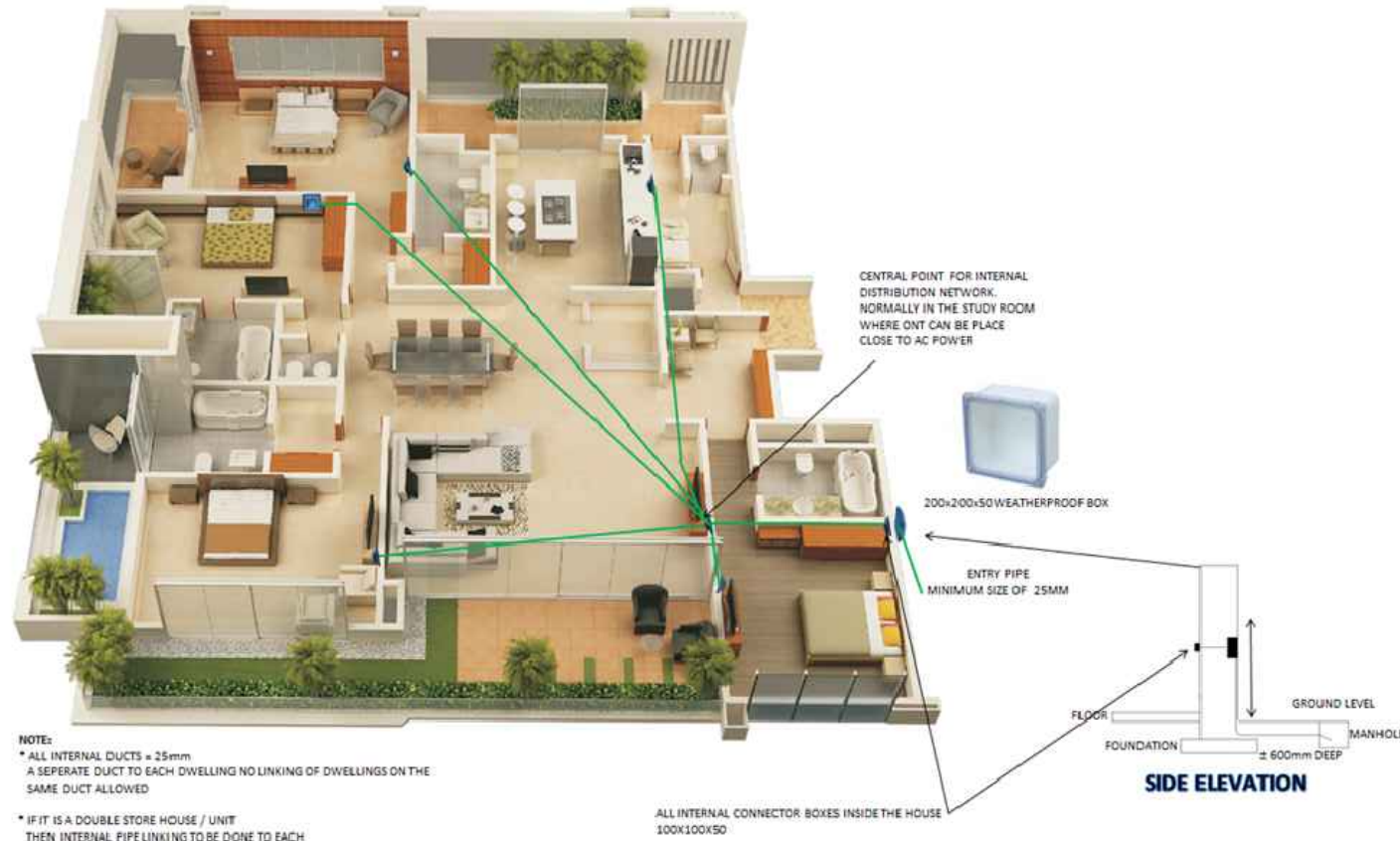


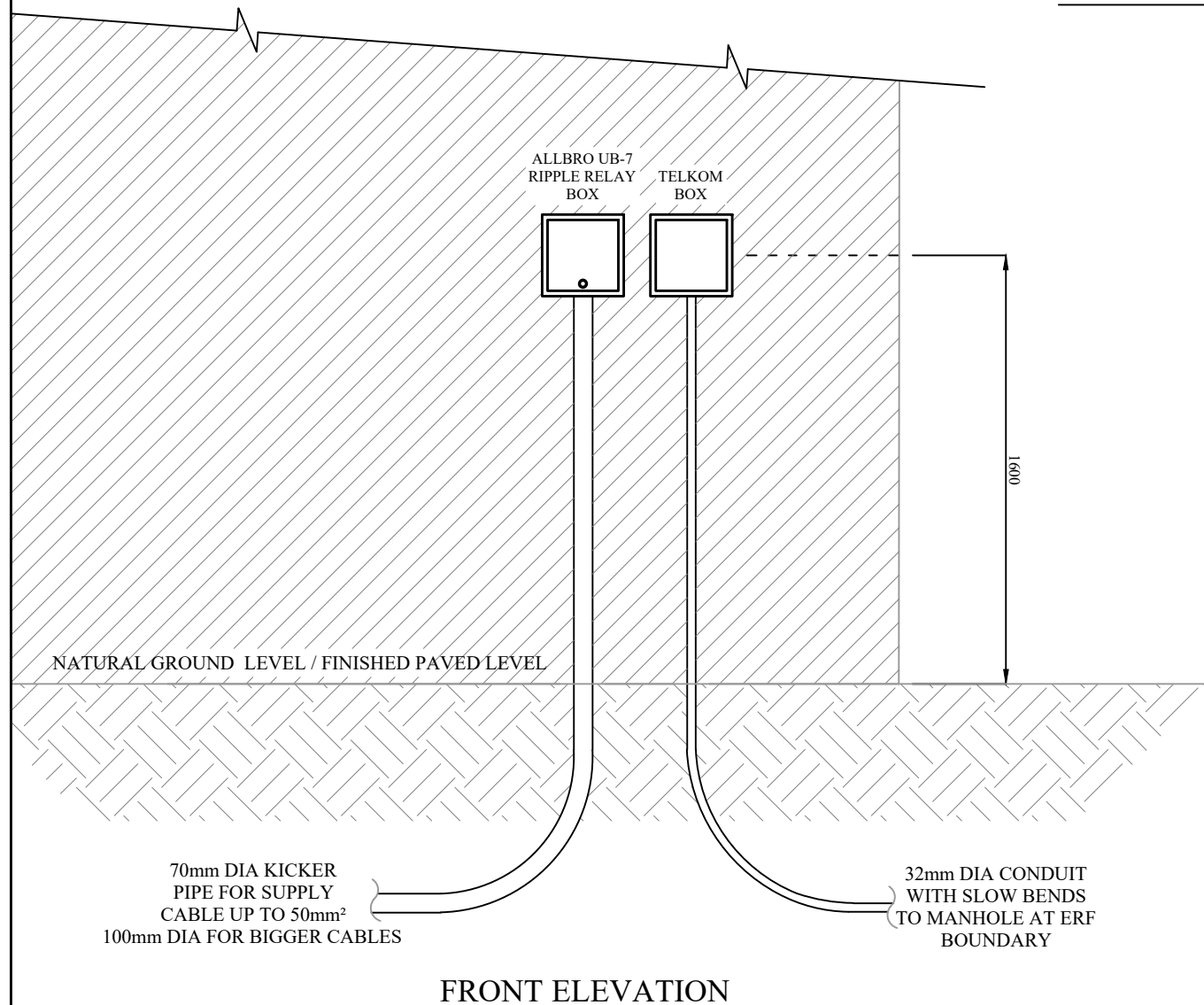
**NOTES:**

1. MAIN SUPPLY CBI CIRCUIT BREAKER/ISOLATOR, (QA-N-2(13) 3kA) TO BE PROVIDED IN ALLBRO UT9 RIPPLE RELAY BOX.
2. ALTERNATIVE WEATHER PROOF RIPPLE RELAY BOX (IP54) WITH SAME DIMENSIONS IS ACCEPTABLE. INTERNAL SIZE (310mm(H) x 310mm(W) x 165mm(D))
3. GEYSERS, UNDER FLOOR HEATING, SWIMMING POOL, JACUZZI, BUBBLE BATH, OR ANY OTHER HEAT PUMPS AND AIR CONDITIONING SUPPLIES ARE TO BE ROUTED VIA THE RIPPLE RELAY BOX.
4. IF MORE THAN 3 CIRCUITS ARE REQUIRED, A SECOND RIPPLE RELAY BOX MUST BE PROVIDED OR A SU2 OR SU3 IP54 BOX TO ACCOMMODATE THE REQUIRED CIRCUITS, WILL BE ALLOWED.
5. RIPPLE RELAY AND TELKOM BOXES TO BE MOUNTED ON OUTSIDE WALL NEAREST TO THE CABLE CONNECTION POSITION, 1.6M FROM FINAL GROUND LEVEL / FINISHED FLOOR LEVEL, TO THE CENTRE OF RIPPLE / TELKOM BOXES.
6. FOR TELKOM INSTALLATION REFER TO TYPICAL HOUSE LAYOUT : TELKOM FTTH
7. CONTACT BDE IF UNCERTAIN OF ANY OF THE SPECIFICATIONS



**NOTE:**  
 \* ALL INTERNAL DUCTS = 25mm  
 A SEPERATE DUCT TO EACH DWELLING NO LINKING OF DWELLINGS ON THE SAME DUCT ALLOWED  
 \* IF IT IS A DOUBLE STORE HOUSE / UNIT THEN INTERNAL PIPE LINKING TO BE DONE TO EACH DWELLING

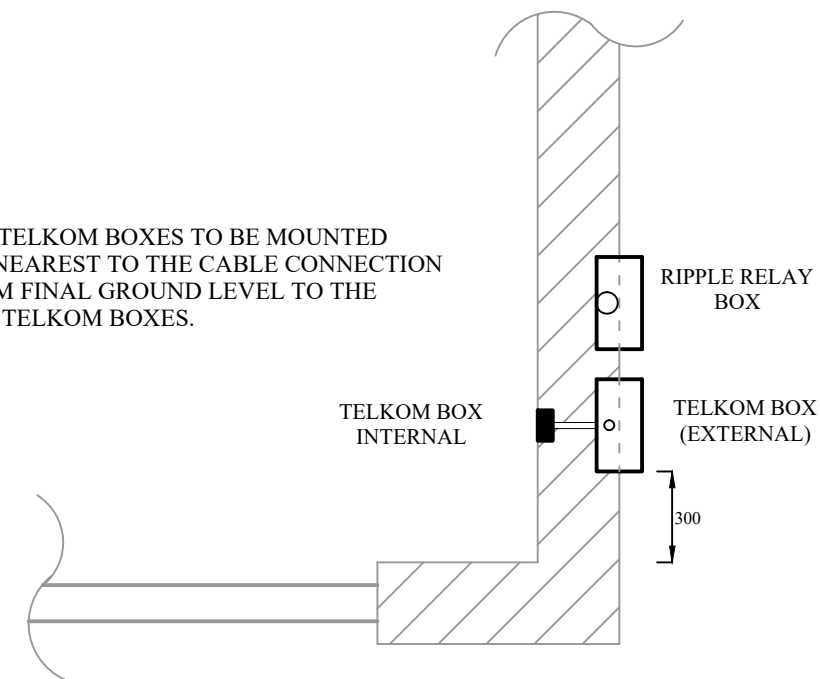
**TYPICAL HOUSE LAYOUT : TELKOM FTTH**



**FRONT ELEVATION**

**NOTES:**

RIPPLE RELAY AND TELKOM BOXES TO BE MOUNTED ON OUTSIDE WALL NEAREST TO THE CABLE CONNECTION POSITION, 1.6M FROM FINAL GROUND LEVEL TO THE CENTRE OF RIPPLE / TELKOM BOXES.



**PLAN LAYOUT**

**LEGEND**

TELKOM WEATHER PROOF BOX MIN. SIZE: 200mm(H) x 200mm(W) x 50mm(D)	
ALLBRO UB-9 UTILEC SLIDE LID IP54 RIPPLE RELAY BOX. INTERNAL SIZE SIZE: 310mm(H) x 310mm(W) x 165mm(D)	
INTERNAL TELKOM CONNECTION BOX SIZE: 100mm(H) x 100mm(W) x 50mm(D)	

NR. NO.	DATUM DATE	WYSIGINGS AMENDMENTS
A	18032008	METERS CHANGED GEYSER CONTROL ADDED
B	29072008	CHANGED PRE-PAYMENT TO CREDIT METERS
C	17102014	ADDED LATEST TELKOM REQUIREMENTS
D	04032019	REVISED SPECIFICATION DETAILS
E	04102021	REVISED EXTERNAL GROUND LEVEL

OUTEURSREG IS GEVESTIG IN BDE Kragtens die Wet op Outeursreg. (Wet 98 van 1978)  
 COPYRIGHT IS VESTED IN BDE IN TERMS OF THE COPYRIGHT ACT. (ACT 98 OF 1978)

KLIENT / CLIENT  
**THE HILLS HOME OWNERS ASSOCIATION**



**BDE**  
 RAADGEWENDE ELEKTRIESE INGENIEURS  
 CONSULTING ELECTRICAL ENGINEERS  
 ■ KAAPSTAD P.O.BOX 53036 KENILWORTH 7745 TEL. (021) 696 4065  
 ■ GEORGE P.O.BOX 1862 GEORGE 6530 TEL. (044) 801 9700  
 ■ E-MAIL bde@bdeconsult.co.za  
 CESA

PROJEK / PROJECT  
**THE HILLS PRETORIA**

TEKENING BESKRYWING / DRAWING DESCRIPTION  
**HOUSE CONNECTION DETAIL**

TEKENING NR. / DRAWING NO. <b>ME 5239/16</b>	REV <b>E</b>
-------------------------------------------------	-----------------

CAD NAAM ME 5239/16	GOEDGEKEUR APPROVED
SKAAL SCALE A3 1:25	NAGEGAAN CHECKED
LEER NR. FILE NO. ME 5239	CAD NAGEGAAN CAD CHECKED
AANVANGSDATUM COMMENCE DATE 2008/07/15	GETEKEN DRAWN UDJ

**FOR INFORMATION**